



LifeFlow[®]

EARLIER. EASIER. FASTER.

Improve resuscitation through early and efficient fluid delivery.

LifeFlow®

LifeFlow® is a hand-operated rapid infuser for critically ill patients who require urgent fluid delivery. Easy to use and intuitive, LifeFlow is intended to allow frontline providers to deliver fluid quickly and efficiently, improving patient care.

Speed

LifeFlow delivers, on average, 500ml of fluid in less than 2.5 minutes through a 20G IV catheter. Average time to set up and prime the system is less than 2 minutes.

Control

LifeFlow delivers fluid in 10ml increments with each complete handle compression. The syringe then automatically refills with handle release. Fluid will not flow freely without handle compression, ensuring that only the desired amount is delivered.

Efficiency

LifeFlow can be operated with one hand, leaving the operator's other hand free to address other clinical issues. One-handed operation is particularly useful in ICU and emergency department settings where speed is important and personnel resources may be limited.

Conditions where rapid fluid delivery may be required:

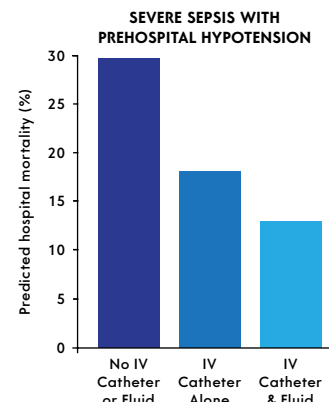
**SHOCK • SEPSIS • ANAPHYLAXIS • CARDIAC ARREST
HEMORRHAGE • RESPIRATORY FAILURE**

AN INCREASING ROLE FOR EMS IN SEPSIS MANAGEMENT

Sepsis is now more commonly encountered by EMS providers than stroke or acute MI. The CDC has declared sepsis a medical emergency and emphasizes that early recognition and aggressive treatment saves lives. LifeFlow is designed to provide rapid, efficient, and controlled fluid resuscitation. <http://www.cdc.gov/vitalsigns/sepsis/>

WHEN IS A BOLUS NOT A BOLUS?

An unattended IV bag delivering fluid over an extended period of time can lead to under-resuscitation, or allow inadvertent delivery of too much fluid. With LifeFlow, a 500ml bolus can be delivered in less than 2.5 minutes, allowing providers to immediately assess response and attend to other patient needs. Clinical studies in adult prehospital patients demonstrate a strong trend toward improvement in mortality based on the initiation of fluids in patients with severe sepsis and hypotension.



Seymour et al. *Critical Care* 2014, 18:533
<http://ccforum.com/content/18/5/533>

When fast isn't fast enough.

Deliver 500ml of fluid in less than 2.5 minutes with the LifeFlow Rapid Infuser.*

Up to 4X faster

A typical trained user is able to infuse fluids with LifeFlow at almost four times the rate of infusion with a pressure cuff

Adaptable

LifeFlow can be used with large-bore access and high-resistance access including catheters as small as 24G

Clear canopy

Syringe contents and graduation markings are readily visible through the transparent canopy



Automatic refill

LifeFlow automatically refills with fluid when trigger is released

Resource optimization

LifeFlow's one-handed operation frees providers to address other patient care issues simultaneously

Tactile feedback

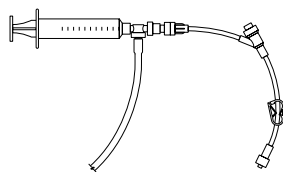
LifeFlow's handle design allows users to readily detect changes in resistance to flow

LifeFlow® Quick Guide

Less than two minutes to set up and prime.

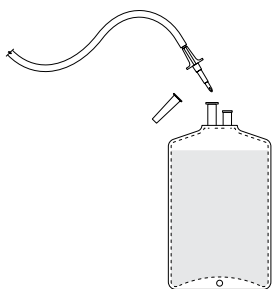
1

Attach Y-Connector.



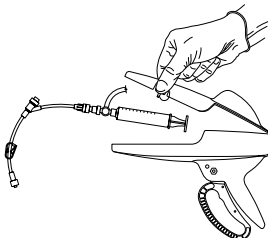
2

Spike IV bag.



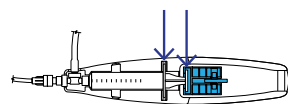
3

Insert syringe with numbers up.



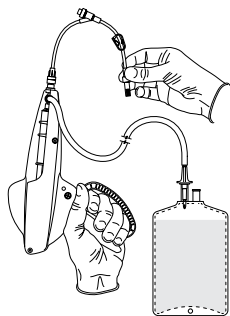
4

Place syringe plunger in blue shuttle, syringe flange into slot.



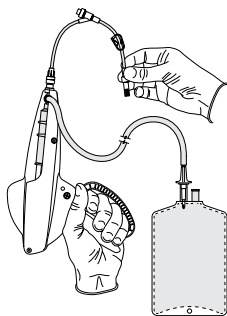
5

Purge all air from bag by cycling trigger.



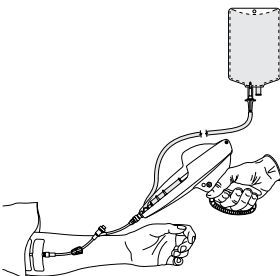
6

Point handle up and fully prime tubing and syringe.



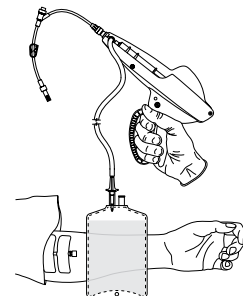
7

Infuse fluids by squeezing the trigger.



8

Prior to switching bags, disconnect from patient. Then repeat steps 5-7 with new bag.



! ENSURE COMPLETE REMOVAL OF AIR FROM THE SYSTEM PRIOR TO CONNECTING TO PATIENT.

PLEASE CONSULT THE INSTRUCTIONS FOR USE FOR CAUTIONS, WARNINGS, AND OTHER IMPORTANT INFORMATION.

410 | MEDICAL®

410medical.com

919-241-7900 or Toll-free 844-410-0410

info@410medical.com

REV
C

410 Medical® and LifeFlow® are trademarks of 410 Medical, Inc.
© Copyright, 410 Medical, Inc., 2017. All Rights Reserved.
MK-0016