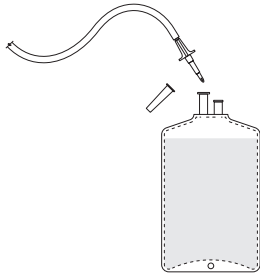


# LifeFlow® Quick Guide

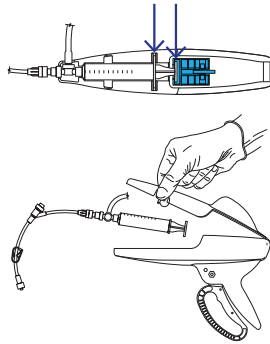
1

Spike IV bag.



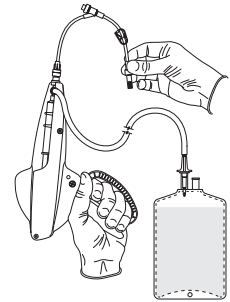
2

Place syringe plunger in blue shuttle and insert syringe with numbers up.



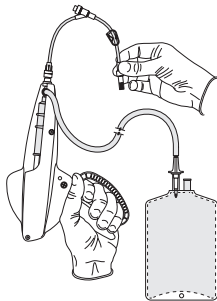
3

Purge all air from bag by cycling trigger.



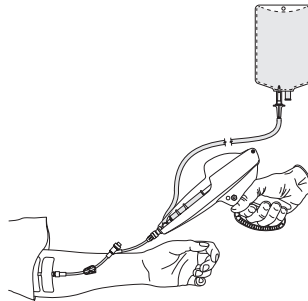
4

Point handle up and fully prime tubing and syringe.



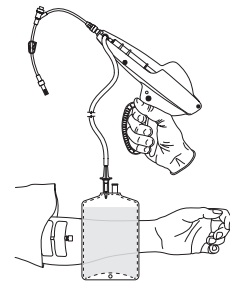
5

Infuse fluids by squeezing the trigger.



6

Prior to switching bags, disconnect from patient. Then repeat steps 3-5 with new bag.



**! ENSURE COMPLETE REMOVAL OF AIR FROM THE SYSTEM PRIOR TO CONNECTING TO PATIENT.**

PLEASE CONSULT THE INSTRUCTIONS FOR USE FOR CAUTIONS, WARNINGS, AND OTHER IMPORTANT INFORMATION.